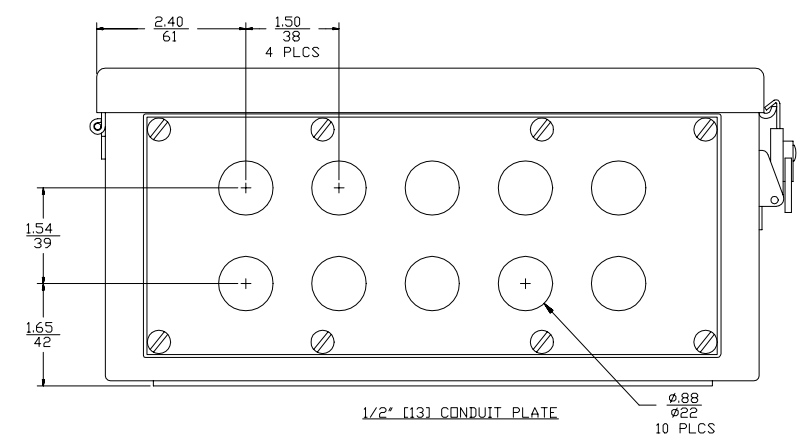
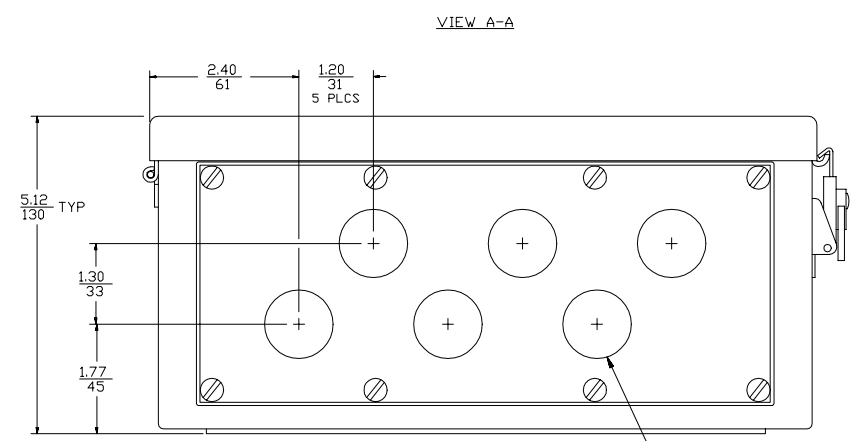
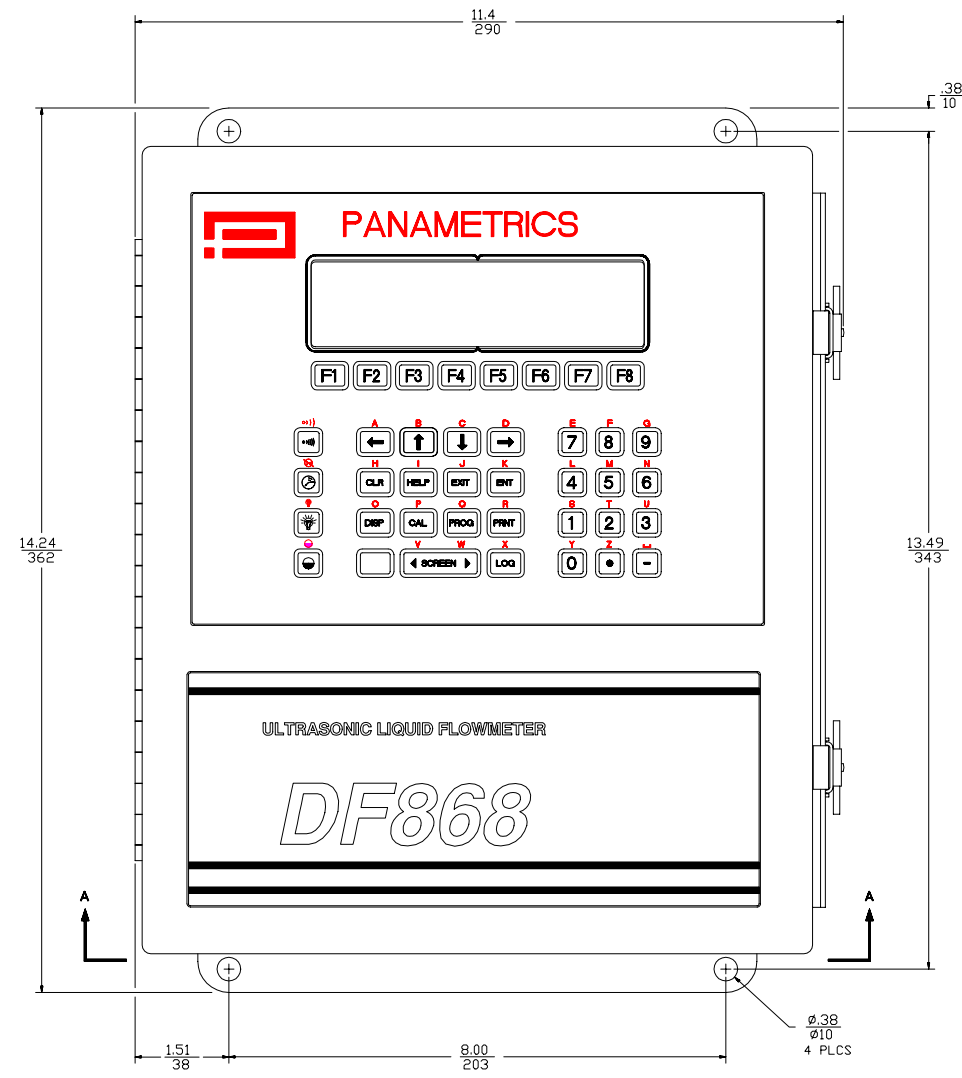


16 15 14 13 12 11 10 9 8 7 6 5 4 3 2 1

REVISIONS			
REV	ECO	DESCRIPTIONS	APVD
A	~	RELEASED TO ECO CONTROL	JCF 4/17/96



- NOTES:**
1. STD NEMA 4X, 13"x11"x5" ENCLOSURE WEIGHT 8 LB (3.6 KG)
 2. ALL DIMENSIONS REFERENCE
 3. DIMENSIONS: INCHES [MM]

UNLESS OTHERWISE SPECIFIED DIMENSIONS ARE IN INCHES TOLERANCES ARE: FRACTIONS DECIMALS ANGLES ± .00 ± .01 ± .02		 WALTHAM, MASS. 02154-3487
DRAWN: INST 1/25/95 CHECKED: RPT 1/25/95 MODEL NO.: DF868		
ENGINEER: JXX SURFACE FINISH: 125		TITLE: OUTLINE AND INSTALLATION DRAWING NUMBER: 712-1065 REV: A
SCALE: 1/1 DO NOT SCALE DWG		SHEET 1 OF 1

16 15 14 13 12 11 10 9 8 7 6 5 4 3 2 1